

NV Vertical Multistage Booster Pump

NV Series

This series of vertical multistage booster pumps offer technically advanced designs to meet market demands including hot water applications.

Every NV Series pump goes through our rigorous quality assurance program, guaranteeing the pump performance and giving our customers peace of mind.



Features / Benefits

In-line, space saving design, with suction and discharge on the same plane allowing pump to be installed easily in linear piping systems.

Reliable, robust and maintenance free cartridge type mechanical seals are standard.

Available in various sizes and materials, the NV Series pump is an excellent choice for industrial and commercial applications.

All wetted parts are constructed of high quality stainless steel. Available in 304 or 316 stainless steel.

Pump base(s) and flange size(s) allow it to be a drop in replacement for similar competitors models.

Available with ODP, TEFC as well as specialty enclosures.

Performance

HP Range: 1/2 - 60 HP, 60Hz.

Capacities to 600 GPM

Pressures to 380 PSI

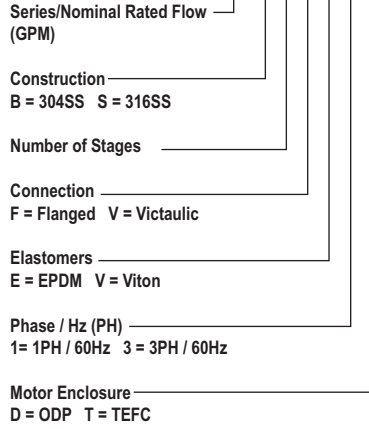
Temperature to 248° F

Typical Services

Water Supply	Plants
Reverse Osmosis	Boiler Feed
Water Boosting	Hot & Cold Water Circulation
Washing Systems	Irrigation
Fire Fighting	Sprinkler Systems
Water Treatment	Heat Exchangers
Filtration	

NV Vertical Multistage Pump Specifications

MODEL NO.: NV 25 B 9 F E 3 T

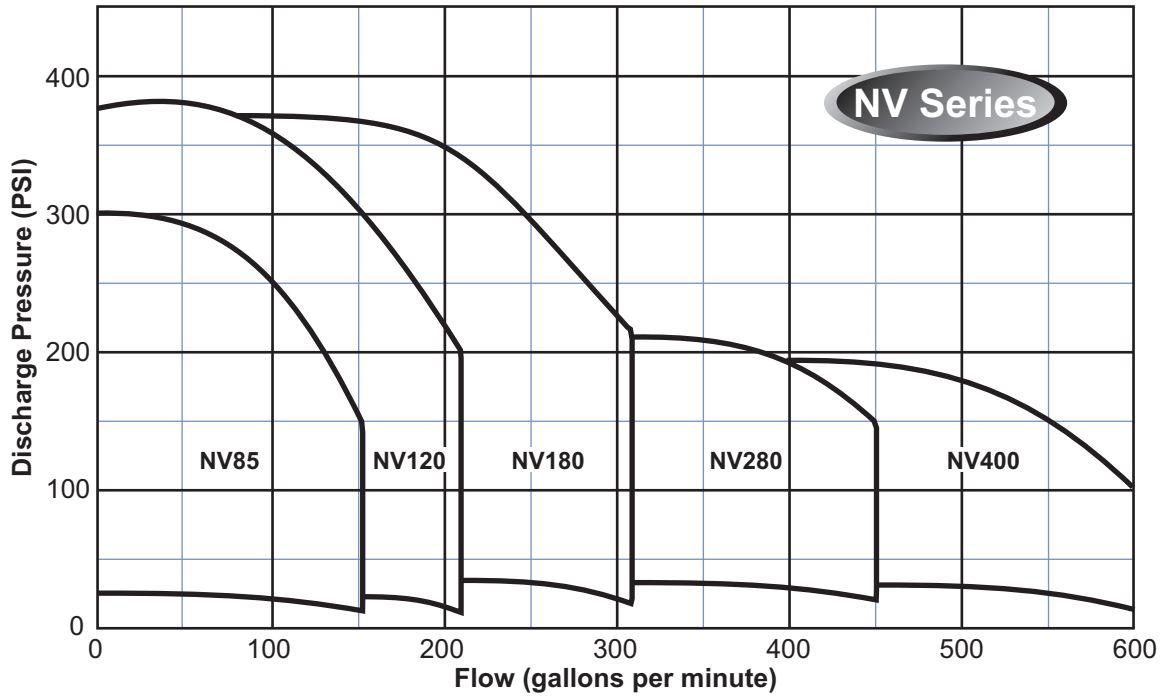
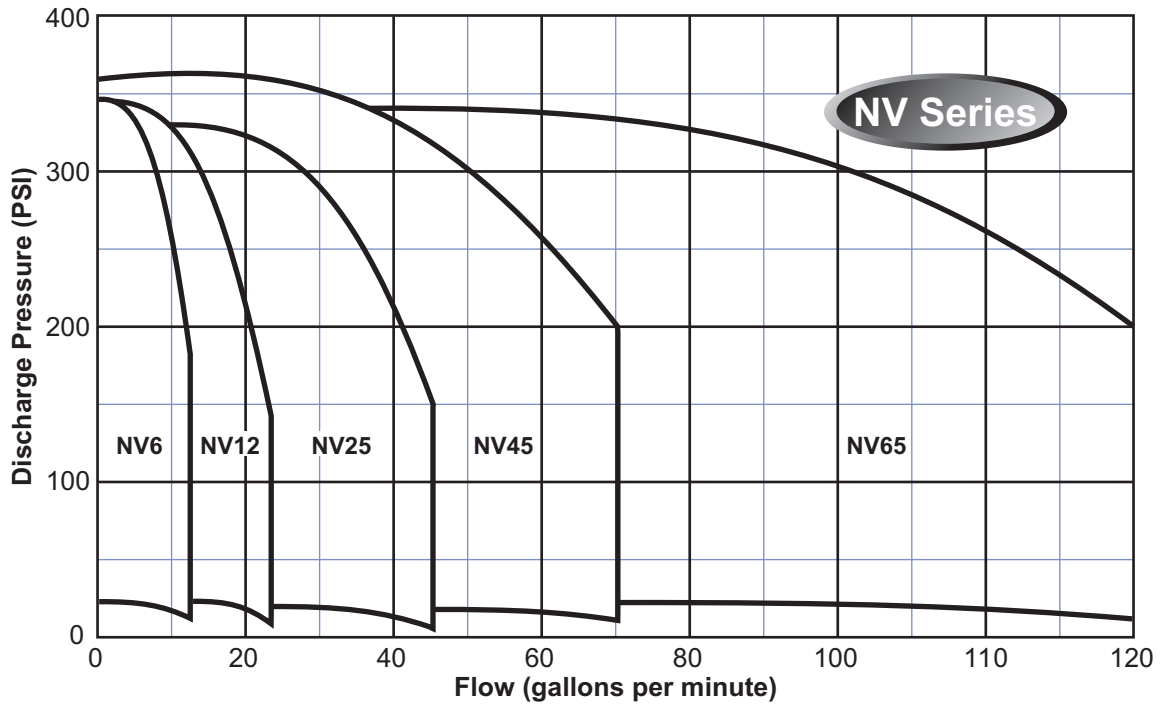


Series	Stages	Max. Working Pressure
NV6	2 - 27	362 PSI
NV12	2 - 25	362 PSI
NV25	2 - 24	362 PSI
NV45	1 - 10	232 PSI
	12 - 17	362 PSI
NV65	1 - 8	232 PSI
	9 - 12	362 PSI
NV85	1 - 7	232 PSI
	8 - 10	362 PSI
NV120	1 - 5	232 PSI
	6 - 10	465 PSI
NV180	1 - 4	232 PSI
	5 - 7	465 PSI
NV280	1 - 3	232 PSI
	4 - 5	465 PSI
NV400	1 - 3	232 PSI
	4	465 PSI



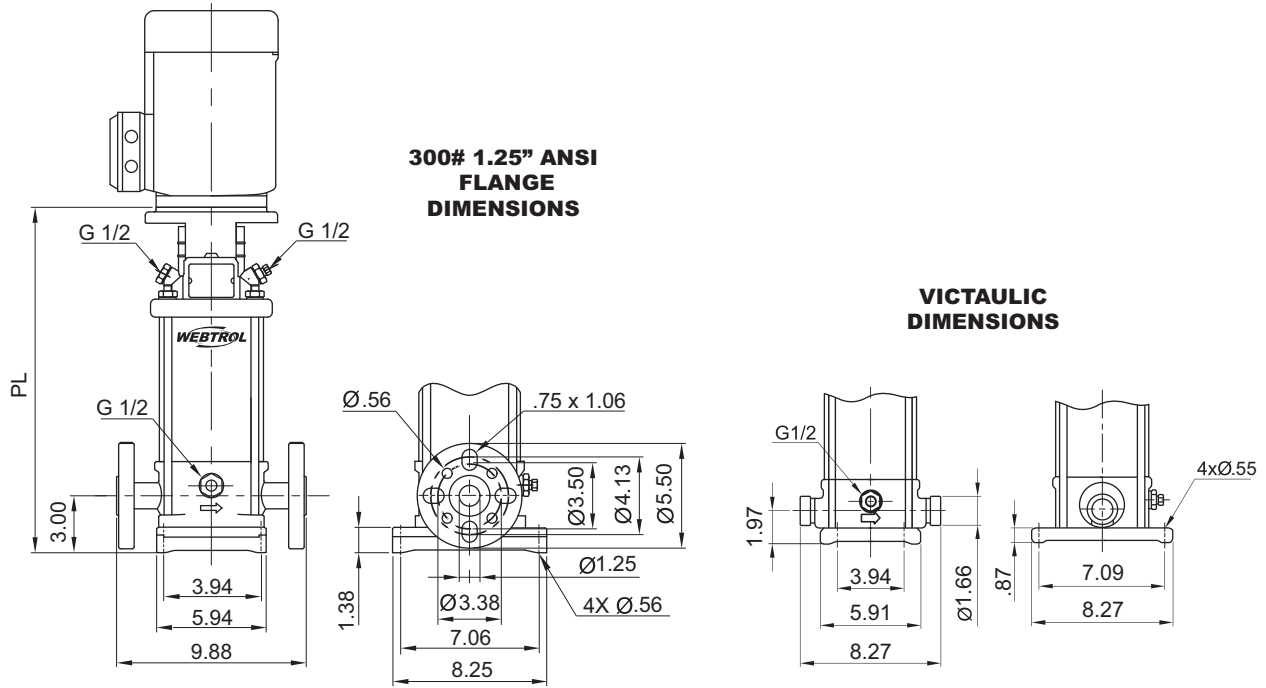
Component	304 SS Models		316 SS Models	
	NV6B thru NV85B	NV120B thru NV400B	NV6S thru NV 85S	NV120S thru NV400S
Motor Bracket	Cast Iron	Cast Iron	Cast Iron	Cast Iron
Pump Head	304 SS	304 SS	316 SS	316 SS
Impeller	304 SS	304 SS	316 SS	316 SS
Diffuser	304 SS	304 SS	316 SS	316 SS
Neck Ring	Teflon	Carbon Reinforced Teflon	Teflon	Carbon Reinforced Teflon
Shaft	431 SS	431 SS	316 SS	316 SS
Casing	304 SS	304 SS	316 SS	316 SS
O-Ring	EPDM	EPDM	EPDM	EPDM
Pump Base	304 SS	304 SS	316 SS	316 SS
Base Plate	Cast Iron	Cast Iron	Cast Iron	Cast Iron
Mech Seal	Silicon Carbide/Silicon Carbide/EPDM			

NV Vertical Multistage Family Curves



Note:
 Curves are based on 60 Hz 3450 rpm motors. 50 Hz 2875 rpm curves are available. These curves are for general guidance only, individual pump curves are available upon request. A certified curve may be requested for an additional cost. Webtrol will build pumps to fit your specific needs, contact factory for pricing.

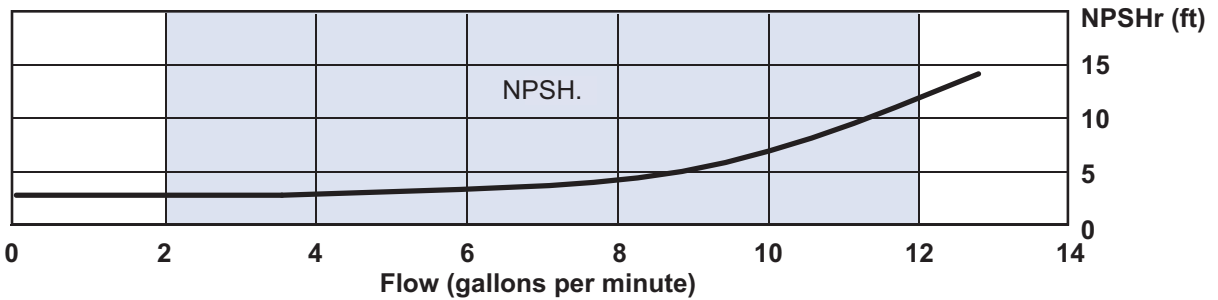
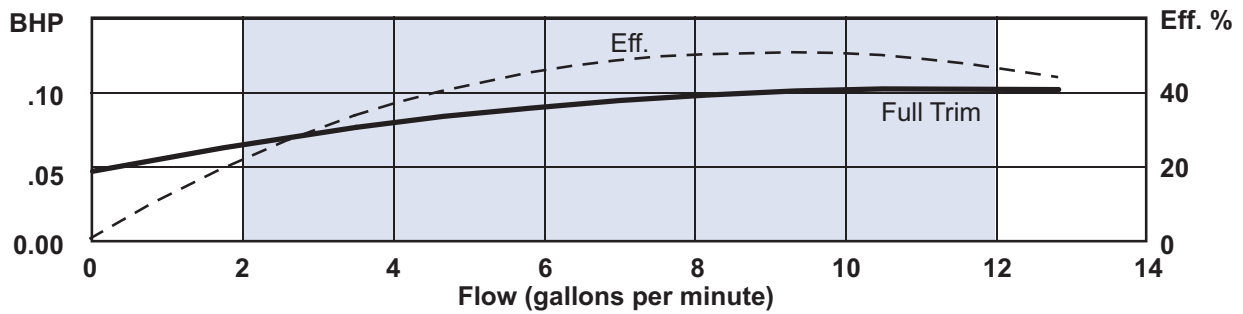
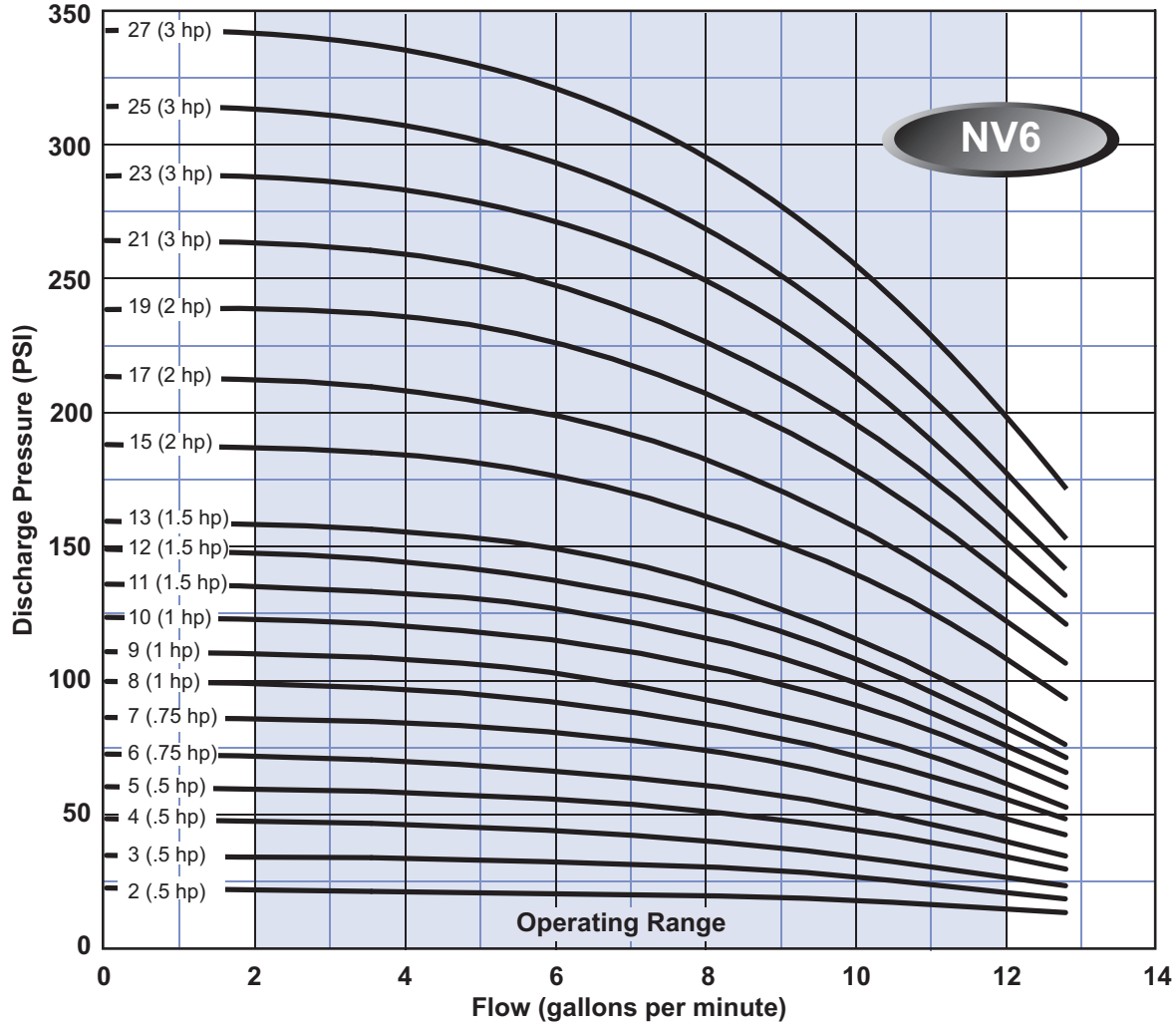
NV6 Vertical Multistage Pump Dimensions



NOTES: All dimensions are in inches unless otherwise noted. Please contact factory for specific motor manufacturer dimensions

Model	HP	Motor Frame	Pump Length (PL) - Inches	Pump End Weight - lbs
NV6B2	.5	56C	12.05	31
NV6B3	.5	56C	12.05	31
NV6B4	.5	56C	12.76	32
NV6B5	.5	56C	13.46	32
NV6B6	.75	56C	14.17	33
NV6B7	.75	56C	14.84	34
NV6B8	1	56C	15.55	35
NV6B9	1	56C	16.26	35
NV6B10	1	56C	16.97	36
NV6B11	1.5	56C	17.68	37
NV6B12	1.5	56C	18.39	38
NV6B13	1.5	56C	19.09	39
NV6B15	2	56C	20.55	41
NV6B17	2	56C	21.97	43
NV6B19	2	56C	24.31	49
NV6B21	3	182TC	25.73	51
NV6B23	3	182TC	27.15	53
NV6B25	3	182TC	28.56	54
NV6B27	3	182TC	29.98	56

NV6 Vertical Multistage Pump Group Curves



Note: Curves are based on 60 Hz 3450 rpm motors. 50 Hz 2875 rpm curves are available. These curves are for general guidance only, individual pump curves are available upon request. A certified curve may be requested for an additional cost. Webtrol will build pumps to fit your specific needs, contact factory for pricing.